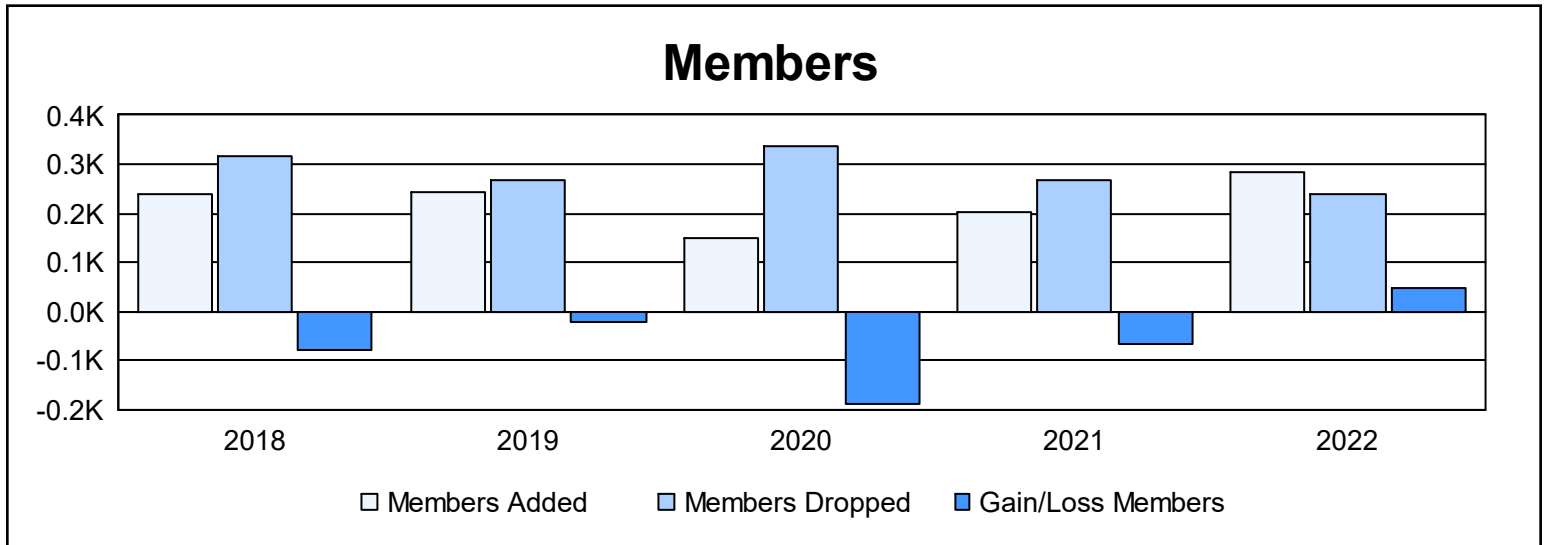
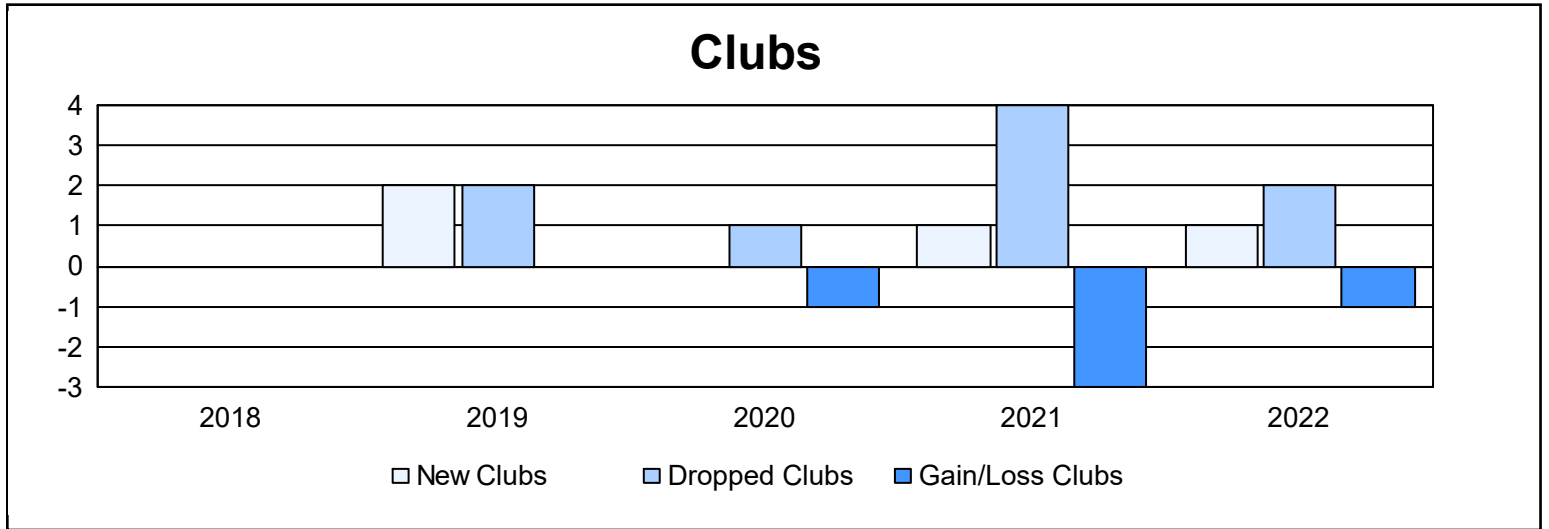
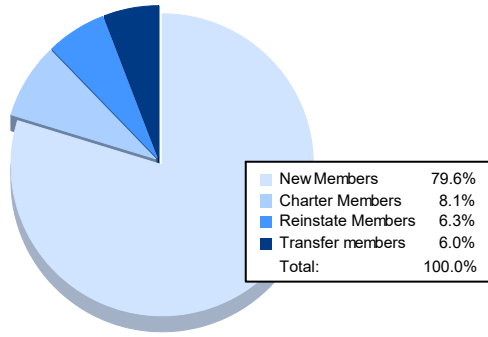


Year	New Clubs	Dropped Clubs	Gain/ Loss Clubs	New Members	Charter Members	Reinstate Members	Transfer Members	Total Member Added	Total Members Dropped	Gain/ Loss Members
2017-2018	0	0	0	215	1	5	19	240	317	-77
2018-2019	2	2	0	154	69	8	13	244	266	-22
2019-2020	0	1	-1	130	5	5	9	149	336	-187
2020-2021	1	4	-3	150	30	11	12	203	269	-66
2021-2022	1	2	-1	227	23	18	17	285	237	48
<b>Average</b>	<b>1</b>	<b>2</b>	<b>-1</b>	<b>175</b>	<b>26</b>	<b>9</b>	<b>14</b>	<b>224</b>	<b>285</b>	<b>-61</b>



### Membership Composition June 2022 Cumulative



### Gender Composition June 2022 Cumulative

